



ATLACOMULCO 0024

ESTADO ANALITICO DEL EJERCICIO DEL PRESUPUESTO DE EGRESOS DETALLADO - LDF
 CLASIFICACION ADMINISTRATIVA

DEL 1 DE ENERO AL 31 DE DICIEMBRE DE 2023
 (P E S O S)


| CONCEPTO | EGRESOS | | | | | | SUB EJERCICIO |
|---|-----------------------|---------------------------------|-----------------------|-----------------------|-----------------------|----------------------|---------------|
| | APROBADO | AMPLIACIONES / (REDUCCIONES) | MODIFICADO | DEVENGADO | PAGADO | | |
| I. GASTO NO ETIQUETADO | 394,286,345.83 | -1,154,044.30 | 393,132,301.53 | 376,534,147.29 | 373,951,711.21 | 16,598,154.24 | |
| A. A00 PRESIDENCIA | 28,310,127.63 | 760,760.25 | 29,070,887.88 | 29,070,887.88 | 29,053,388.44 | 0.00 | |
| B. A02 Derechos Humanos | 829,145.84 | -3,454.42 | 825,691.42 | 825,691.42 | 825,691.42 | 0.00 | |
| C. B00 SINDICATURAS | 4,485,199.50 | -63,456.68 | 4,421,742.82 | 4,421,742.82 | 4,421,742.82 | 0.00 | |
| D. C00 REGIDURIAS | 21,029,680.74 | 177,119.06 | 21,206,799.80 | 21,206,799.80 | 21,185,716.27 | 0.00 | |
| E. D00 SECRETARIA DELAYUNTAMIENTO | 22,704,331.94 | -878,566.64 | 21,825,765.30 | 21,825,765.30 | 21,814,986.44 | 0.00 | |
| F. E00 ADMINISTRACIÓN | 16,563,670.50 | -84,507.08 | 16,479,163.42 | 16,479,163.42 | 16,474,442.97 | 0.00 | |
| G. F00 DESARROLLO URBANO Y OBRAS PUBLICAS | 19,220,596.56 | -3,293,443.83 | 15,927,152.73 | 15,927,152.73 | 15,915,372.63 | 0.00 | |
| H. F01 Desarrollo Urbano y Servicios Públicos | 5,154,350.10 | -1,901,316.52 | 3,253,033.58 | 3,253,033.58 | 3,253,033.58 | 0.00 | |
| I. G00 ECOLOGIA | 5,120,873.87 | -1,223,342.66 | 3,897,531.21 | 3,897,531.21 | 3,892,497.89 | 0.00 | |
| J. H00 SERVICIOS PUBLICOS | 118,449,508.84 | -19,399,623.97 | 99,049,884.87 | 99,049,884.87 | 96,566,209.85 | 0.00 | |
| K. I01 Desarrollo Social | 12,482,391.89 | -1,072.08 | 12,481,319.81 | 12,481,319.81 | 12,478,867.91 | 0.00 | |
| L. I02 Salud | 1,641,971.28 | -624,822.74 | 1,017,148.54 | 1,017,148.54 | 1,017,148.54 | 0.00 | |
| M. J00 GOBIERNO MUNICIPAL | 8,220,384.02 | -118,438.91 | 8,101,945.11 | 8,101,945.11 | 8,101,036.13 | 0.00 | |
| N. K00 CONTRALORIA | 3,928,156.76 | 205,394.84 | 4,133,551.60 | 4,133,551.60 | 4,129,539.40 | 0.00 | |
| O. L00 TESORERIA | 85,185,009.22 | 27,456,589.80 | 112,641,599.02 | 99,126,485.66 | 99,115,963.75 | 0.00 | |
| P. N00 DIRECCIÓN DE DESARROLLO ECONOMICO | 9,187,127.09 | -2,062,712.58 | 7,124,414.51 | 7,124,414.51 | 7,122,631.31 | 0.00 | |
| Q. N01 DESARROLLO AGROPECUARIO | 5,733,006.42 | -839,512.67 | 4,893,493.75 | 4,893,493.75 | 4,890,774.15 | 0.00 | |
| R. O00 EDUCACIÓN CULTURAL Y BIENESTAR SOCIAL | 8,349,853.58 | -887,320.05 | 7,462,533.53 | 7,462,533.53 | 7,462,533.53 | 0.00 | |
| S. P00 ATENCIÓN CIUDADANA | 701,713.46 | 70,011.77 | 771,725.23 | 771,725.23 | 771,725.23 | 0.00 | |
| T. Q00 SEGURIDAD PUBLICA Y TRANSITO | 8,964,150.78 | 2,958,369.18 | 11,922,519.96 | 8,639,479.08 | 8,634,437.31 | 0.00 | |
| U. S00 UNIDAD DE INFORMACIÓN, PLANEACIÓN, PROGRAMACIÓN Y EVALUACIÓN | 2,768,504.70 | -730,411.18 | 2,038,093.52 | 2,038,093.52 | 2,037,647.72 | 0.00 | |
| V. T00 PROTECCIÓN CIVIL | 2,492,713.69 | -488,409.52 | 2,004,304.17 | 2,004,304.17 | 2,004,304.17 | 0.00 | |
| W. U00 TURISMO | 863,541.22 | -174,489.84 | 689,051.38 | 689,041.38 | 689,041.38 | 0.00 | |
| X. V00 DIRECCION DE LAS MUJERES | 1,900,336.20 | -7,377.83 | 1,892,958.37 | 1,892,958.37 | 1,892,958.37 | 0.00 | |
| II. GASTO ETIQUETADO | 196,562,815.15 | 37,875,350.10 | 234,438,165.25 | 230,841,004.46 | 197,843,126.55 | 3,597,160.79 | |
| A. A00 PRESIDENCIA | 393,592.08 | -10,074.48 | 383,517.60 | 383,517.60 | 383,517.60 | 0.00 | |
| B. A02 Derechos Humanos | 155,625.84 | 0.00 | 155,625.84 | 155,625.84 | 155,625.84 | 0.00 | |
| C. D00 SECRETARIA DELAYUNTAMIENTO | 2,130,587.04 | 114,504.14 | 2,245,091.18 | 2,245,091.18 | 2,245,091.18 | 0.00 | |
| D. E00 ADMINISTRACIÓN | 2,298,249.12 | -100,180.31 | 2,198,068.81 | 2,198,068.81 | 2,198,068.81 | 0.00 | |
| E. F00 DESARROLLO URBANO Y OBRAS PUBLICAS | 99,199,876.90 | 29,553,592.81 | 128,753,469.71 | 128,753,469.71 | 95,755,593.80 | 0.00 | |
| F. F01 Desarrollo Urbano y Servicios Públicos | 497,322.96 | -16,008.78 | 481,314.18 | 481,314.18 | 481,314.18 | 0.00 | |





ATLACOMULCO 0024
ESTADO ANALITICO DEL EJERCICIO DEL PRESUPUESTO DE EGRESOS DETALLADO - LDF
CLASIFICACION ADMINISTRATIVA
DEL 1 DE ENERO AL 31 DE DICIEMBRE DE 2023
(P E S O S)

| CONCEPTO | EGRESOS | | | | | | SUBEJERCICIO |
|--|-----------------------|------------------------------|-----------------------|-----------------------|-----------------------|----------------------|--------------|
| | APROBADO | AMPLIACIONES / (REDUCCIONES) | MODIFICADO | DEVENGADO | PAGADO | | |
| G. 000 ECOLOGIA | 706,956.48 | -48,800.23 | 658,156.25 | 658,156.25 | 658,156.25 | 0.00 | |
| H. 000 SERVICIOS PUBLICOS | 33,845,989.49 | -269,714.58 | 33,576,274.91 | 30,073,614.12 | 30,073,614.12 | 3,502,660.79 | |
| I. 001 Desarrollo Social | 1,537,062.96 | 86,806.22 | 1,623,869.18 | 1,623,869.18 | 1,623,869.18 | 0.00 | |
| J. 000 GOBIERNO MUNICIPAL | 635,553.84 | 129,207.16 | 764,761.00 | 764,761.00 | 764,761.00 | 0.00 | |
| K. 000 CONTRALORIA | 665,440.80 | 14,272.46 | 679,713.26 | 679,713.26 | 679,713.26 | 0.00 | |
| L. 000 TESORERIA | 3,550,140.48 | 75,215.84 | 3,625,356.32 | 3,625,356.32 | 3,625,356.32 | 0.00 | |
| M. 000 DIRECCIÓN DE DESARROLLO ECONOMICO | 1,084,049.28 | 11,073.77 | 1,095,123.05 | 1,095,123.05 | 1,095,123.05 | 0.00 | |
| N. 001 DESARROLLO AGROPECUARIO | 402,964.32 | 179,477.43 | 582,441.75 | 582,441.75 | 582,441.75 | 0.00 | |
| O. 000 EDUCACIÓN CULTURAL Y BIENESTAR SOCIAL | 1,045,689.12 | -18,928.57 | 1,026,760.55 | 1,026,760.55 | 1,026,760.55 | 0.00 | |
| P. 000 ATENCIÓN CIUDADANA | 47,021.52 | 5,218.66 | 52,240.18 | 52,240.18 | 52,240.18 | 0.00 | |
| Q. 000 SEGURIDAD PUBLICA Y TRANSITO | 40,474,091.34 | 4,271,491.72 | 44,745,583.06 | 44,707,083.06 | 44,707,083.06 | 38,500.00 | |
| R. 000 PROTECCIÓN CIVIL | 7,745,425.90 | 3,711,423.03 | 11,456,848.93 | 11,456,848.93 | 11,456,848.93 | 0.00 | |
| S. 000 TURISMO | 147,175.68 | -13,226.19 | 133,949.49 | 133,949.49 | 133,949.49 | 0.00 | |
| T. 000 DIRECCION DE LAS MUJERES | 0.00 | 200,000.00 | 200,000.00 | 144,000.00 | 144,000.00 | 56,000.00 | |
| III. TOTAL DE EGRESOS (III = I + II) | 590,849,160.98 | 36,721,305.80 | 627,570,466.78 | 607,375,151.75 | 571,794,839.76 | 20,195,315.03 | |



PRESIDENTA MUNICIPAL

 LIC. MARI SOL DEL S. ABLAS FLORES



TESORERA MUNICIPAL

 LIC. LUCIA EUNICE TORRES GUERRERO